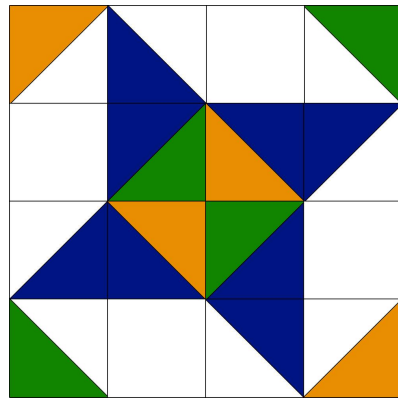


# Block of the Month for April 2021

## Rain Dance

12 x 12" Block (12.5" x 12.5" Unfinished)



*Let's hope that this block will bring some rain so we will have some flowers in May. Pick 3 colors and white.*

### Cutting

**•White:**

Cut 4 - 3 1/2" Squares  
Cut 4 - 3 7/8" Squares

**• 3 colors:**


Cut 2 Green - 3 7/8" Squares  
Cut 4 Blue - 3 7/8" Squares  
Cut 2 Orange - 3 7/8" Squares

### Assembly

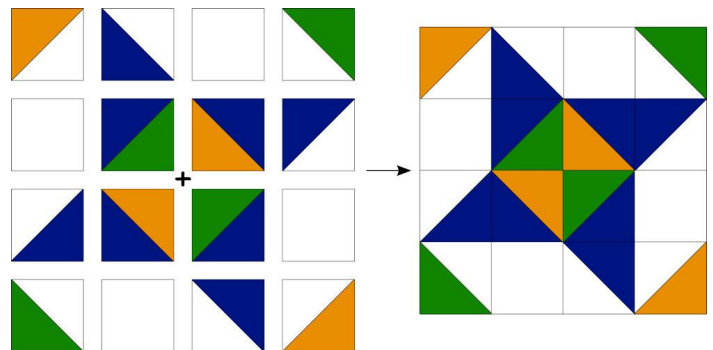
*For best results, please use scant 1/4" seams.*

**1.** You are going to make 6 half square triangles (HST). One green with white, one orange with white, two blue with white, one blue with orange, one blue with green.

To make HST, use two 3 7/8" squares, right sides together. Draw a diagonal line across the lighter color and sew a scant 1/4" on each side of the line. Cut on the line and press to the dark color.



**2.** Sew this in rows following the picture.



**3.** Mail it to me by **April 5.**

**Please mail to Kika Hutchings 4861 3rd Street, Carpinteria, CA 93013**

**Questions?** Please call Kika Hutchings 805-566-0045, or email at [rjkika1938@gmail.com](mailto:rjkika1938@gmail.com)